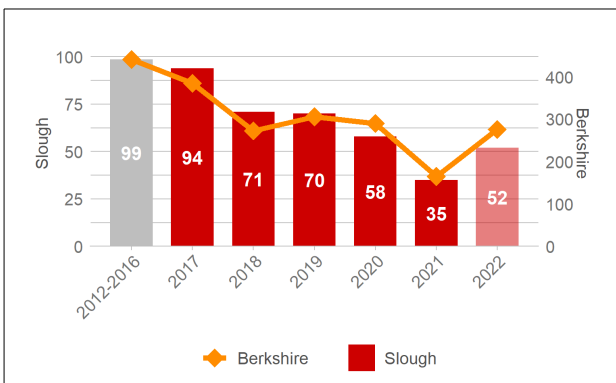


This Road Casualty Statistics update incorporates provisional STATS19 collision data for the period January to March 2022. It compares collision/casualty figures for Slough with trends across Berkshire, including severity data and child casualty figures. Results for selected key road user groups have also been included.

“Please note that this report is based on provisional raw data supplied by the authorities. Agilysis is not responsible for the accuracy or completeness of information supplied.”

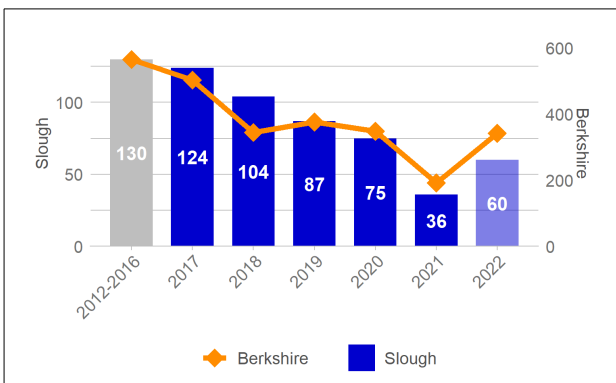
The number of reported KSI casualties appears to have decreased considerably in the first 3 months of 2022, compared to the previous five year average. There have been notable decreases in child casualties, pedestrian casualties and involved young drivers compared to the average over previous years, whilst pedal cyclist casualties have increased.

Each chart in the report is coloured by the type of information it is showing. Collision charts are coloured red, casualty charts are coloured blue and driver charts are green. Each data bar covers the first 3 months of each year, with a five-year grey baseline showing average figures for 2012-2016. The final bar of each chart is lightly shaded to indicate that it includes provisional 2022 data. Data for the whole of Berkshire is shown by the orange line.



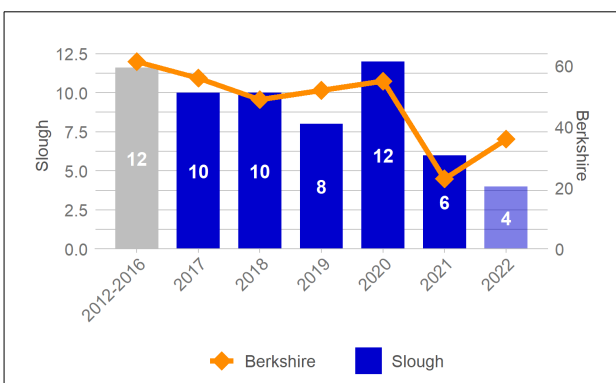
INJURY COLLISIONS

Injury collisions across Berkshire have fluctuated over the past decade, but have seen an overall reduction. In the first 3 months of 2022 there were 52 collisions in Slough, an increase from 35 in the same period in 2021. Collisions have reduced by 47% from the baseline period.



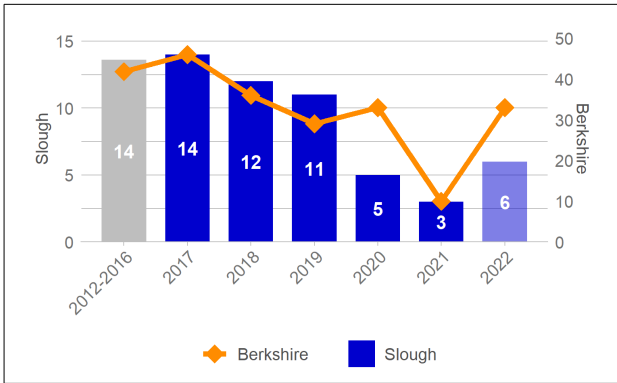
ALL CASUALTIES

There have been fluctuations in casualty numbers across Berkshire over the past decade, but overall there has been a reduction from baseline figures. There was a considerable increase in casualties in Slough from 36 in the first 3 months of 2021 to 60 in 2022. From the baseline period, casualty numbers have reduced by 54%.



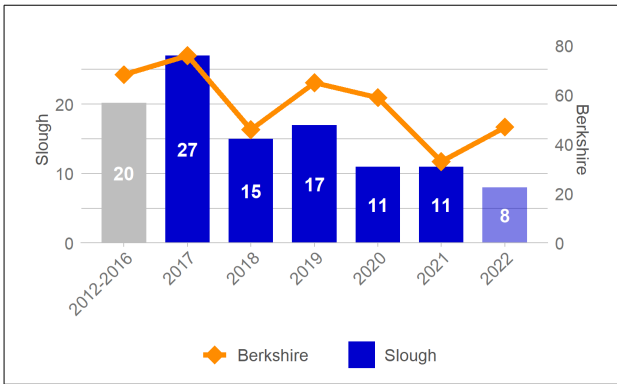
KSI CASUALTIES

Across Berkshire there has been fluctuation in the number of casualties that were killed or seriously injured, but there has been an overall reduction from the baseline. There was a considerable reduction in casualties in Slough from 6 in the first 3 months of 2021 to 4 in 2022. From the baseline period, the number of KSI casualties has reduced by 66% in Slough.



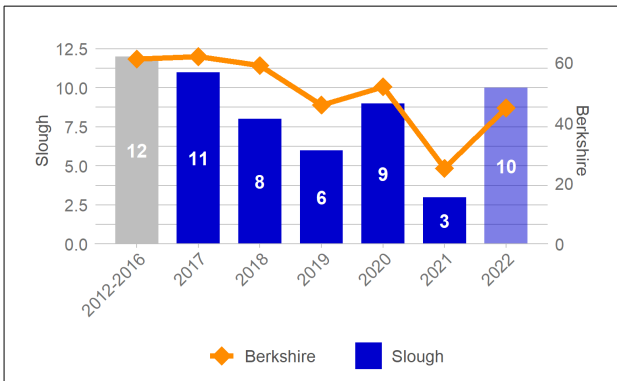
CHILD CASUALTIES

Berkshire’s child casualties have seen a reduction from the baseline period, although the trend has fluctuated over the past decade. In Slough there was a substantial increase in the number of child casualties from 3 in the first 3 months of 2021 to 6 in 2022. From the baseline period, child casualties have reduced by 56%.



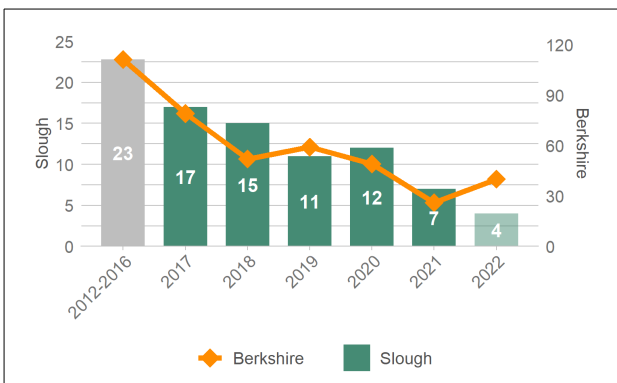
PEDESTRIAN CASUALTIES

In Slough there was a reduction in the number of pedestrian casualties from 11 in the first 3 months of 2021 to 8 in 2022. Pedestrian casualties have reduced by 60% from the baseline. Meanwhile Berkshire’s pedestrian casualties have seen a reduction from the baseline period, although the trend has fluctuated over the past decade.



PEDAL CYCLE USER CASUALTIES

There have been fluctuations in pedal cyclist casualty numbers across Berkshire over the past decade, although there has been a reduction from baseline figures. There was a considerable increase in pedal cyclist casualties in Slough from 3 in the first 3 months of 2021 to 10 in 2022. From the baseline period, casualty numbers for pedal cyclists have reduced by 17%.



YOUNG DRIVER COLLISION INVOLVEMENT

*excludes motorcycle and pedal cycle riders

Berkshire’s young driver collision involvement has seen a considerable reduction from the baseline period, although the trend has fluctuated over the past decade. In Slough there was a substantial reduction in the number of involved young drivers from 7 in the first 3 months of 2021 to 4 in 2022. From the baseline period, young driver collision involvement has reduced by 82%.