

SLOUGH

Road Casualties Update: Q4 - JANUARY TO DECEMBER 2021

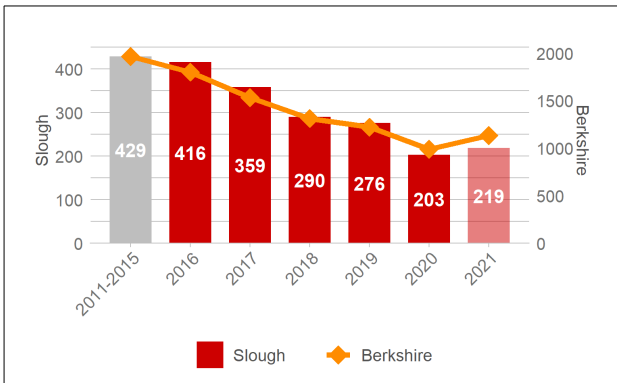


This Road Casualty Statistics update incorporates provisional STATS19 collision data for the period January to December 2021. It compares collision/casualty figures for Slough with trends across Berkshire, including severity data and child casualty figures. Results for selected key road user groups have also been included.

“Please note that this report is based on provisional raw data supplied by the authorities. Agilysis is not responsible for the accuracy or completeness of information supplied.”

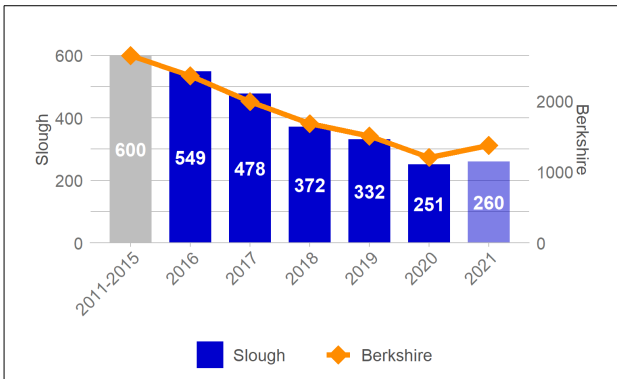
The number of reported KSI casualties appears to have decreased slightly in 2021, compared to the previous five year average. This is despite an increase compared to 2020. There have been notable decreases in child casualties, pedal cyclist casualties and involved young drivers compared to the average over previous years.

Each chart in the report is coloured by the type of information it is showing. Collision charts are coloured red, casualty charts are coloured blue and driver charts are green. Each data bar covers one whole year, with a five-year grey baseline showing average figures for 2011-2015. The final bar of each chart is lightly shaded to indicate that it includes provisional 2021 data. Data for the whole of Berkshire is shown by the orange line.



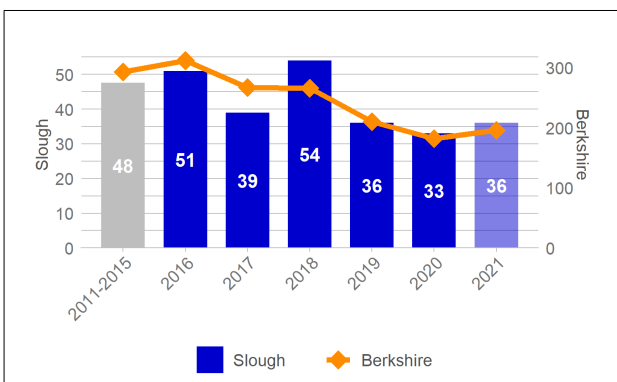
INJURY COLLISIONS

Injury collisions across Berkshire have seen a downward trend over the past decade, with an overall reduction since baseline figures. In 2021 there were 219 collisions in Slough, an increase from 203 in 2020. Collisions have reduced by 49% from the baseline period.



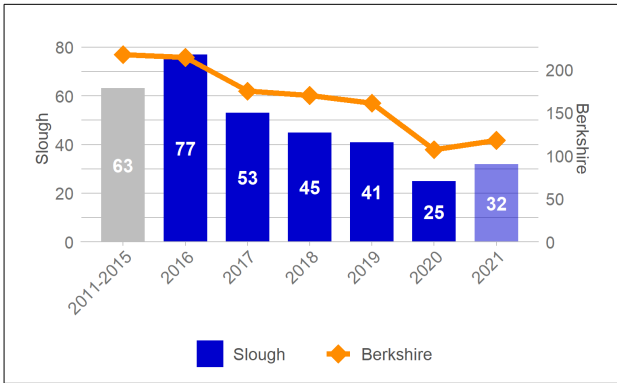
ALL CASUALTIES

There is a general downward trend in casualty numbers across Berkshire over the past decade, and overall there has been a reduction from baseline figures. There was an increase in casualties in Slough from 251 in 2020 to 260 in 2021. From the baseline period, casualty numbers have reduced by 57%.



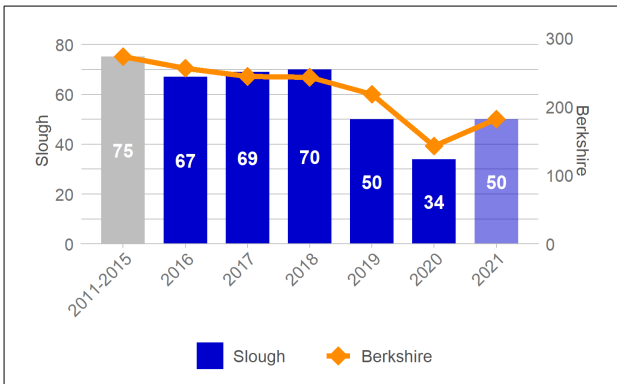
KSI CASUALTIES

Across Berkshire there has been fluctuation in the number of casualties that were killed or seriously injured, but there has been an overall reduction from the baseline. There was an increase in casualties in Slough from 33 in 2020 to 36 in 2021. From the baseline period, the number of KSI casualties has reduced by 24% in Slough.



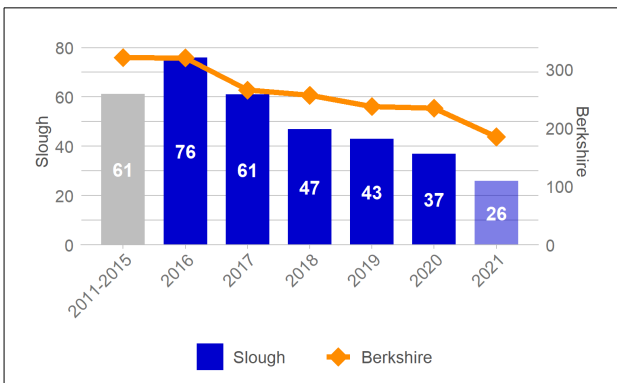
CHILD CASUALTIES

Berkshire’s child casualties have seen a reduction from the baseline period, with a general downward trend over the past decade. In Slough there was an increase in the number of child casualties from 25 in 2020 to 32 in 2021. From the baseline period, child casualties have reduced by 49%.



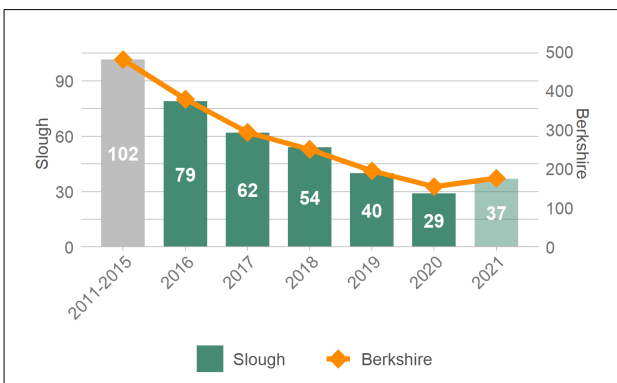
PEDESTRIAN CASUALTIES

In Slough there was a considerable increase in the number of pedestrian casualties from 34 in 2020 to 50 in 2021. Pedestrian casualties have reduced by 34% from the baseline. Meanwhile Berkshire’s pedestrian casualties have seen a reduction from the baseline period, with a general downward trend over the past decade.



PEDAL CYCLE USER CASUALTIES

There is a general downward trend in pedal cyclist casualty numbers across Berkshire over the past decade, with an overall reduction from baseline figures. There was a reduction in casualties in Slough from 37 in 2020 to 26 in 2021. From the baseline period, casualty numbers for pedal cyclists have reduced by 58%.



YOUNG DRIVER COLLISION INVOLVEMENT

*excludes motorcycle and pedal cycle riders

Berkshire’s young driver collision involvement has seen a considerable reduction from the baseline period, with a general downward trend over the past decade. In Slough there was an increase in the number of involved young drivers from 29 in 2020 to 37 in 2021. From the baseline period, young driver collision involvement has reduced by 64%.