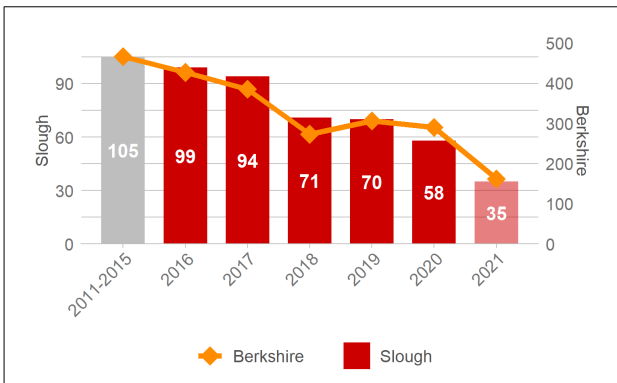


This Road Casualty Statistics update incorporates provisional STATS19 collision data for the period January to March 2021. It compares collision/casualty figures for Slough with trends across Berkshire, including severity data and child casualty figures. Results for selected key road user groups have also been included.

**“Please note that this report is based on provisional raw data supplied by the authorities. Agilysis is not responsible for the accuracy or completeness of information supplied.”**

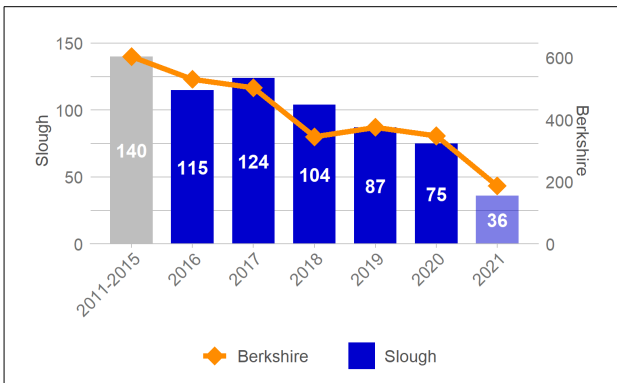
*The number of reported KSI casualties appears to have decreased in the first 3 months of 2021, compared to the previous five year average. There have been notable decreases in child casualties, pedestrian casualties, pedal cyclist casualties and involved young drivers compared to the average over previous years.*

Each chart in the report is coloured by the type of information it is showing. Collision charts are coloured red, casualty charts are coloured blue and driver charts are green. Each data bar covers the first 3 months of each year, with a five-year grey baseline showing average figures for 2011-2015. The final bar of each chart is lightly shaded to indicate that it includes provisional 2021 data. Data for the whole of Berkshire is shown by the orange line.



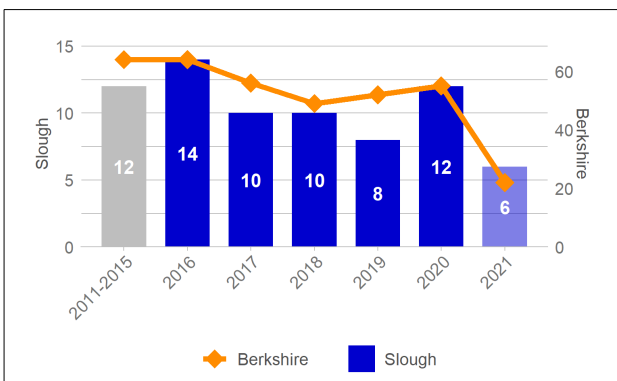
### INJURY COLLISIONS

Injury collisions across Berkshire have seen a downward trend over the past decade, with a considerable reduction overall. In the first 3 months of 2021 there were 35 collisions in Slough, a reduction from 58 in the same period of 2020. Collisions have reduced by 67% from the baseline period.



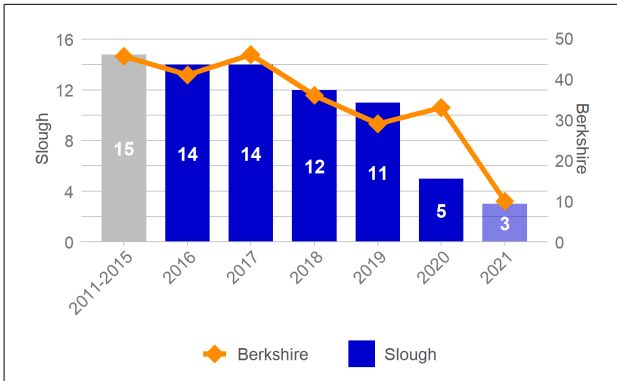
### ALL CASUALTIES

There is a general downward trend in casualty numbers across Berkshire over the past decade, and overall there has been a substantial reduction. There was a considerable reduction in casualties in Slough from 75 in the first 3 months of 2020 to 36 in 2021. From the baseline period, casualty numbers have reduced by 74%.



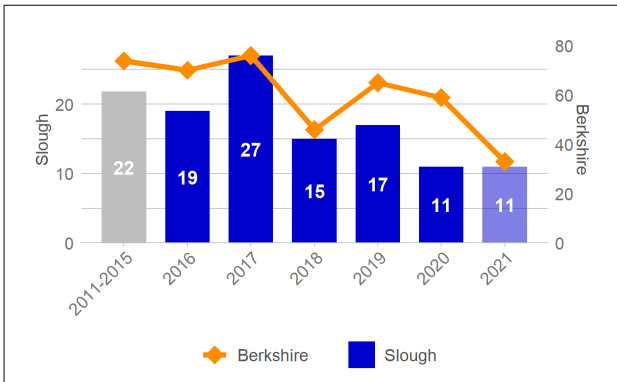
### KSI CASUALTIES

Across Berkshire there has been fluctuation in the number of casualties that were killed or seriously injured, but there has been a substantial reduction overall. There was a considerable reduction in casualties in Slough from 12 in the first 3 months of 2020 to 6 in 2021. From the baseline period, the number of KSI casualties has reduced by 50% in Slough.



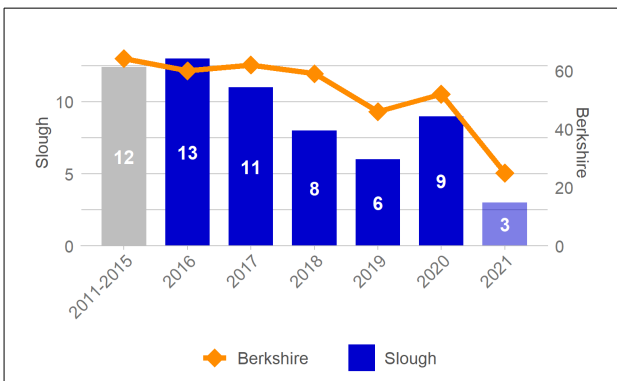
### CHILD CASUALTIES

Berkshire’s child casualties have seen a considerable reduction from the baseline period, although the trend has fluctuated over the past decade. In Slough there was a substantial reduction in the number of child casualties from 5 in the first 3 months of 2020 to 3 in 2021. From the baseline period, child casualties have reduced by 80%.



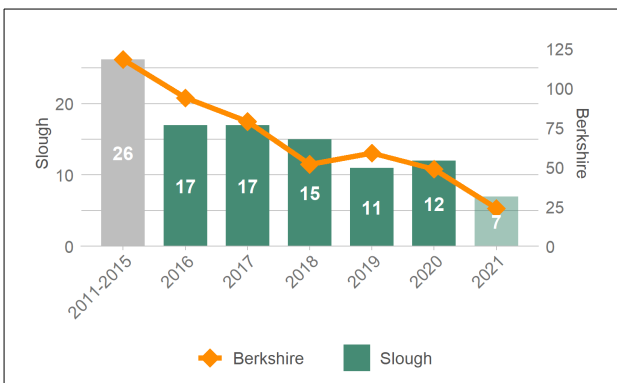
### PEDESTRIAN CASUALTIES

In Slough there was no change in the number of pedestrian casualties from the first 3 months of 2020 to the first 3 months of 2021. Pedestrian casualties have reduced by 50% from the baseline. Meanwhile Berkshire’s pedestrian casualties have seen a substantial reduction from the baseline period, although the trend has fluctuated over the past decade.



### PEDAL CYCLE USER CASUALTIES

There have been fluctuations in pedal cyclist casualty numbers across Berkshire over the past decade, although there has been a substantial reduction from baseline figures. There was a considerable reduction in pedal cyclist casualties in Slough from 9 in the first 3 months of 2020 to 3 in 2021. From the baseline period, casualty numbers for pedal cyclists have reduced by 76%.



### YOUNG DRIVER COLLISION INVOLVEMENT

\*excludes motorcycle and pedal cycle riders

Berkshire’s young driver collision involvement has seen a considerable reduction from the baseline period, with a general downward trend over the past decade. In Slough there was a substantial reduction in the number of involved young drivers from 12 in the first 3 months of 2020 to 7 in 2021. From the baseline period, young driver collision involvement has reduced by 73%.