

WEST BERKSHIRE

Road Casualties Update: Q1 - JANUARY TO MARCH 2022

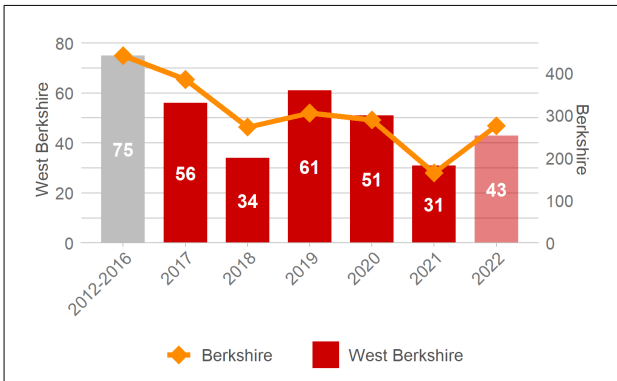


This Road Casualty Statistics update incorporates provisional STATS19 collision data for the period January to March 2022. It compares collision/casualty figures for West Berkshire with trends across Berkshire, including severity data and child casualty figures. Results for selected key road user groups have also been included.

“Please note that this report is based on provisional raw data supplied by the authorities. Agilyis is not responsible for the accuracy or completeness of information supplied.”

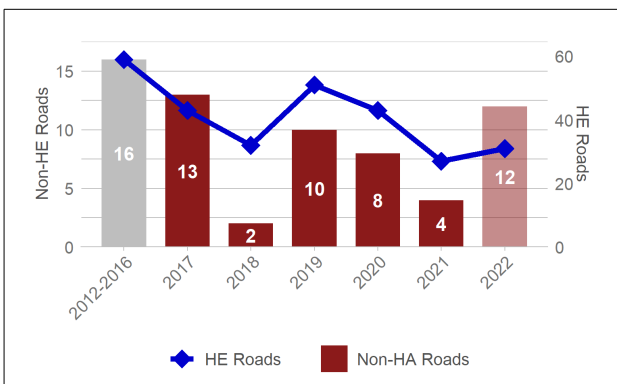
The number of reported KSI casualties appears to have increased in the first 3 months of 2022, compared to the previous five year average. There have been notable decreases in resident casualties, child casualties and involved young drivers compared to the average over previous years, whilst collisions on local roads have increased.

Each chart in the report is coloured by the type of information it is showing. Collision charts are coloured red, casualty charts are coloured blue and driver charts are green. Each data bar covers the first 3 months of each year, with a five-year grey baseline showing average figures for 2012-2016. The final bar of each chart is lightly shaded to indicate that it includes provisional 2022 data. Data for the whole of Berkshire is shown by the orange line.



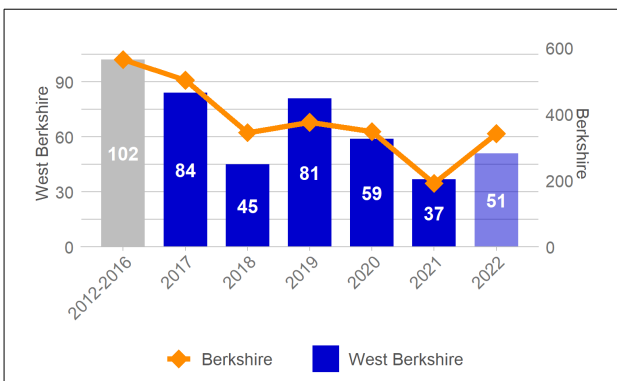
INJURY COLLISIONS

Injury collisions across Berkshire have fluctuated over the past decade, but have seen an overall reduction. In the first 3 months of 2022 there were 43 collisions in West Berkshire, an increase from 31 in the same period in 2021. Collisions have reduced by 43% from the baseline period.



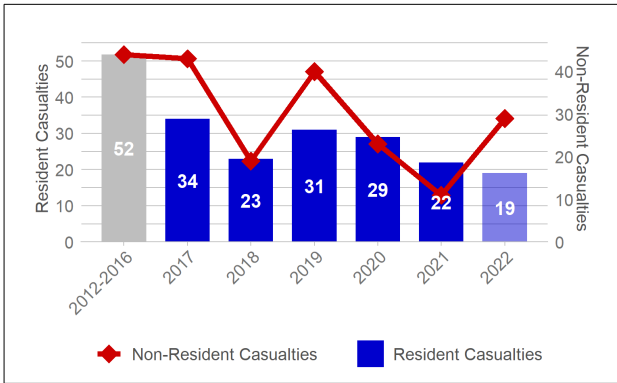
INJURY COLLISIONS - HE ROADS

Collisions on Highways England managed strategic roads are shown by the blue line, whilst collisions on non-HE roads in West Berkshire are represented by the red bars. Both non-HE and, to a greater extent, HE collisions have reduced over the past decade. In the first 3 months of 2022 there were 12 collisions on local roads in West Berkshire.



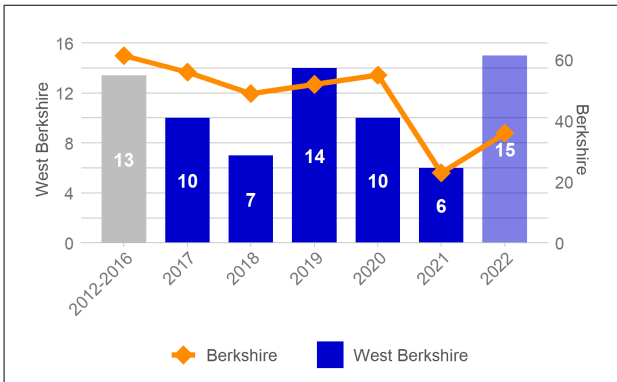
ALL CASUALTIES

There have been fluctuations in casualty numbers across Berkshire over the past decade, but overall there has been a reduction from baseline figures. There was a considerable increase in casualties in West Berkshire from 37 in the first 3 months of 2021 to 51 in 2022. From the baseline period, casualty numbers have reduced by 50%.



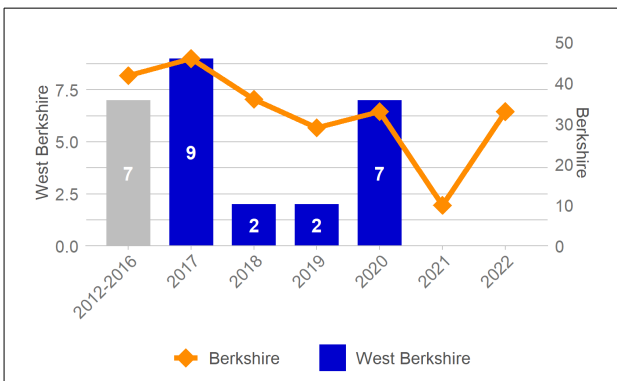
RESIDENT CASUALTIES

Casualties are shown by residency in the adjacent chart. West Berkshire resident casualties are represented by the blue bars and non-West Berkshire resident casualties are represented by the red line. Both resident and non-resident casualties have reduced considerably over the past decade. In the first 3 months of 2022 there were 19 resident casualties in West Berkshire.



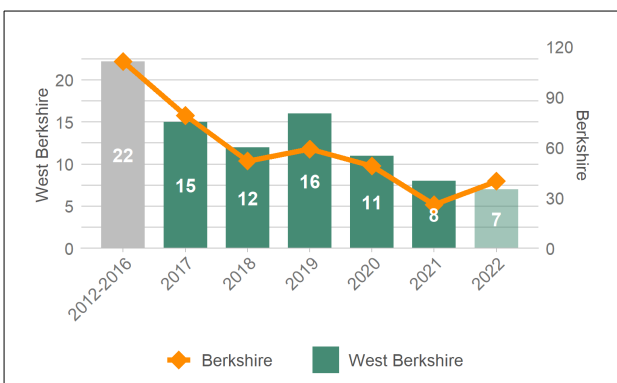
KSI CASUALTIES

Across Berkshire there has been fluctuation in the number of casualties that were killed or seriously injured, but there has been an overall reduction from the baseline. There was a considerable increase in casualties in West Berkshire from 6 in the first 3 months of 2021 to 15 in 2022. From the baseline period, the number of KSI casualties has increased by 12% in West Berkshire.



CHILD CASUALTIES

Berkshire's child casualties have seen a reduction from the baseline period, although the trend has fluctuated over the past decade. In West Berkshire there was NANA. From the baseline period, child casualties have reduced by 100%.



YOUNG DRIVER COLLISION INVOLVEMENT

*excludes motorcycle and pedal cycle riders

Berkshire's young driver collision involvement has seen a considerable reduction from the baseline period, although the trend has fluctuated over the past decade. In West Berkshire there was a reduction in the number of involved young drivers from 8 in the first 3 months of 2021 to 7 in 2022. From the baseline period, young driver collision involvement has reduced by 68%.