

# WEST BERKSHIRE

Road Casualties Update: Q2 - JANUARY TO JUNE 2021

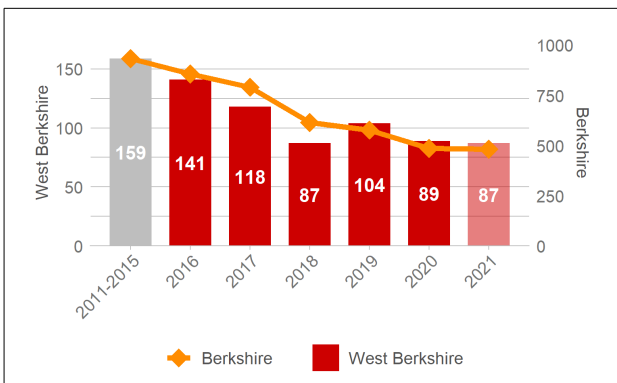


This Road Casualty Statistics update incorporates provisional STATS19 collision data for the period January to June 2021. It compares collision/casualty figures for West Berkshire with trends across Berkshire, including severity data and child casualty figures. Results for selected key road user groups have also been included.

**“Please note that this report is based on provisional raw data supplied by the authorities. Agilysis is not responsible for the accuracy or completeness of information supplied.”**

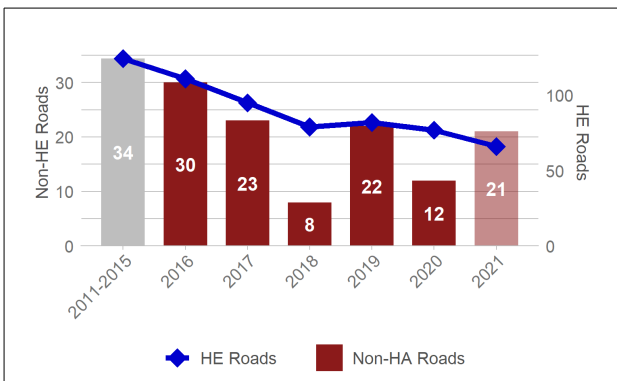
*The number of reported KSI casualties appears to have decreased in the first 6 months of 2021, compared to the previous five year average. There have been notable decreases in resident casualties, child casualties and involved young drivers compared to the average over previous years.*

Each chart in the report is coloured by the type of information it is showing. Collision charts are coloured red, casualty charts are coloured blue and driver charts are green. Each data bar covers the first 6 months of each year, with a five-year grey baseline showing average figures for 2011-2015. The final bar of each chart is lightly shaded to indicate that it includes provisional 2021 data. Data for the whole of Berkshire is shown by the orange line.



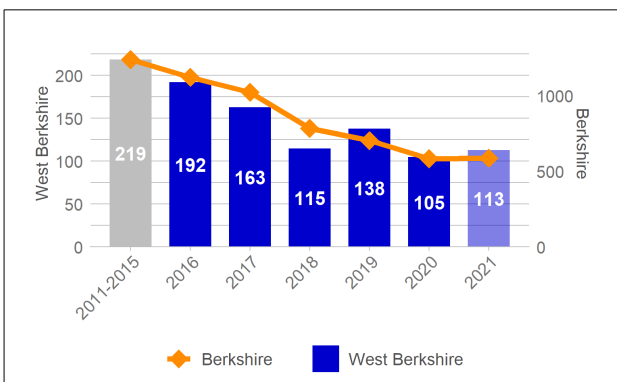
## INJURY COLLISIONS

Injury collisions across Berkshire have seen a downward trend over the past decade, with an overall reduction since baseline figures. In the first 6 months of 2021 there were 87 collisions in West Berkshire, a reduction from 89 in the same period of 2020. Collisions have reduced by 45% from the baseline period.



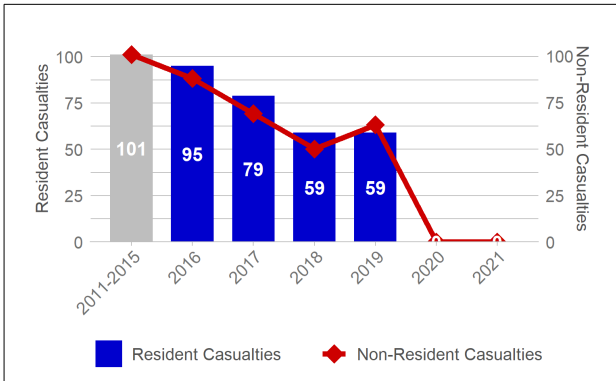
## INJURY COLLISIONS - HE ROADS

Collisions on Highways England managed strategic roads are shown by the blue line, whilst collisions on non-HE roads in West Berkshire are represented by the red bars. Both HE and non-HE collisions have reduced considerably over the past decade. In the first 6 months of 2021 there were 21 collisions on local roads in West Berkshire.



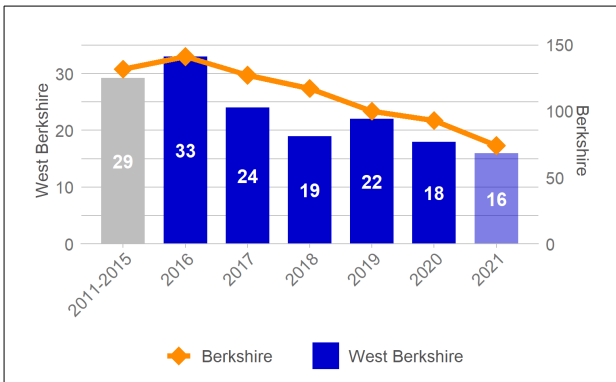
## ALL CASUALTIES

There is a general downward trend in casualty numbers across Berkshire over the past decade, and overall there has been a substantial reduction. There was an increase in casualties in West Berkshire from 105 in the first 6 months of 2020 to 113 in 2021. From the baseline period, casualty numbers have reduced by 48%.



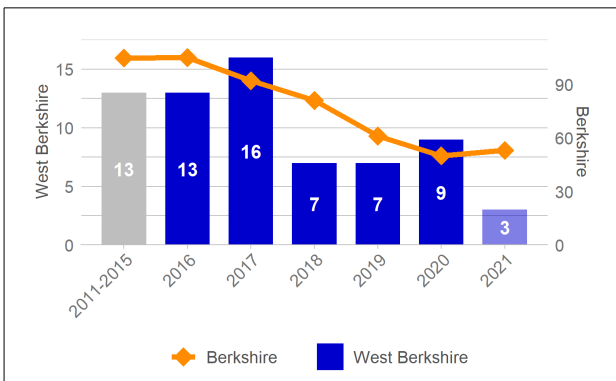
## RESIDENT CASUALTIES

Casualties are shown by residency in the adjacent chart. West Berkshire resident casualties are represented by the blue bars and non-West Berkshire resident casualties are represented by the red line. Both resident and non-resident casualties have reduced considerably over the past decade. In the first 6 months of 2021 there were 0 resident casualties in West Berkshire.



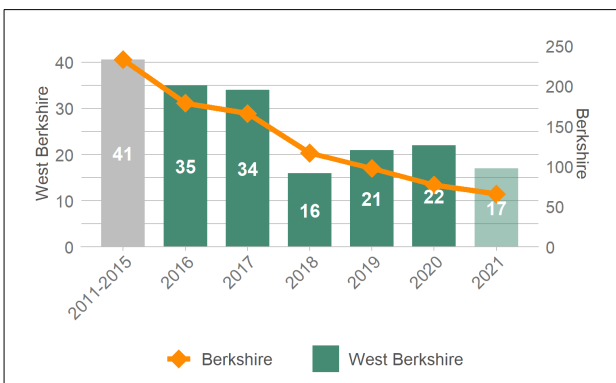
## KSI CASUALTIES

Across Berkshire there has been a general downward trend in the number of casualties that were killed or seriously injured, and overall there has been a reduction from the baseline. There was a reduction in casualties in West Berkshire from 18 in the first 6 months of 2020 to 16 in 2021. From the baseline period, the number of KSI casualties has reduced by 45% in West Berkshire.



## CHILD CASUALTIES

Berkshire's child casualties have seen a reduction from the baseline period, although the trend has fluctuated over the past decade. In West Berkshire there was a substantial reduction in the number of child casualties from 9 in the first 6 months of 2020 to 3 in 2021. From the baseline period, child casualties have reduced by 77%.



## YOUNG DRIVER COLLISION INVOLVEMENT

\*excludes motorcycle and pedal cycle riders

Berkshire's young driver collision involvement has seen a considerable reduction from the baseline period, with a general downward trend over the past decade. In West Berkshire there was a reduction in the number of involved young drivers from 22 in the first 6 months of 2020 to 17 in 2021. From the baseline period, young driver collision involvement has reduced by 58%.