

WOKINGHAM

Road Casualties Update: Q4 - JANUARY TO DECEMBER 2021

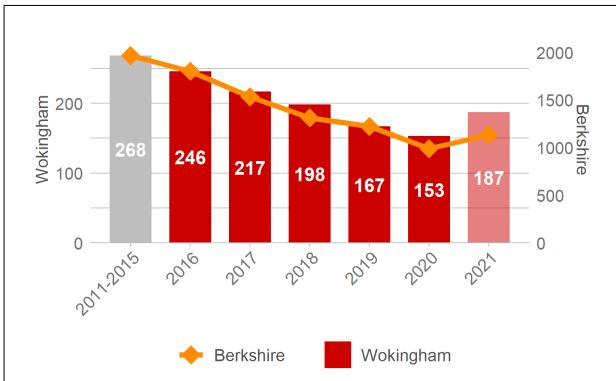


This Road Casualty Statistics update incorporates provisional STATS19 collision data for the period January to December 2021. It compares collision/casualty figures for Wokingham with trends across Berkshire, including severity data and child casualty figures. Results for selected key road user groups have also been included.

“Please note that this report is based on provisional raw data supplied by the authorities. Agilysis is not responsible for the accuracy or completeness of information supplied.”

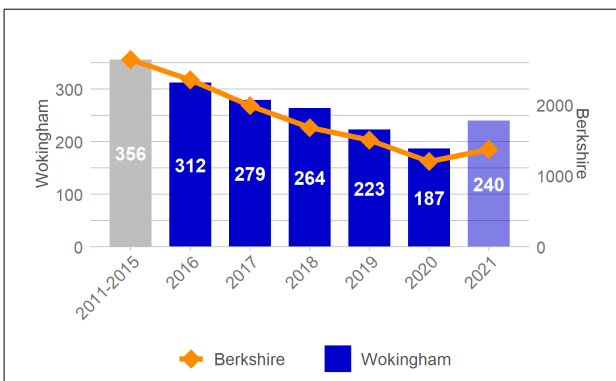
The number of reported KSI casualties appears to have decreased slightly in 2021, compared to the previous five year average. This is despite an increase compared to 2020. There have been notable decreases in pedal cyclist casualties and involved young drivers compared to the average over previous years.

Each chart in the report is coloured by the type of information it is showing. Collision charts are coloured red, casualty charts are coloured blue and driver charts are green. Each data bar covers one whole year, with a five-year grey baseline showing average figures for 2011-2015. The final bar of each chart is lightly shaded to indicate that it includes provisional 2021 data. Data for the whole of Berkshire is shown by the orange line.



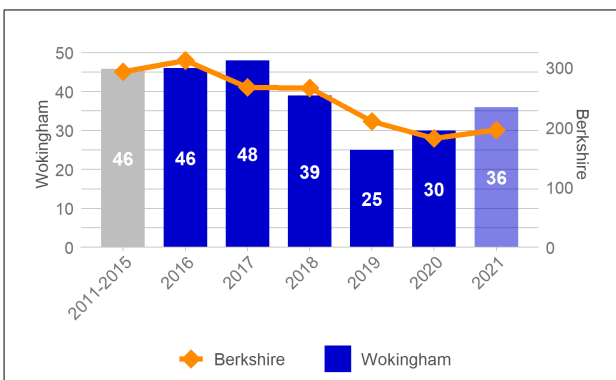
INJURY COLLISIONS

Injury collisions across Berkshire have seen a downward trend over the past decade, with an overall reduction since baseline figures. In 2021 there were 187 collisions in Wokingham, an increase from 153 in 2020. Collisions have reduced by 30% from the baseline period.



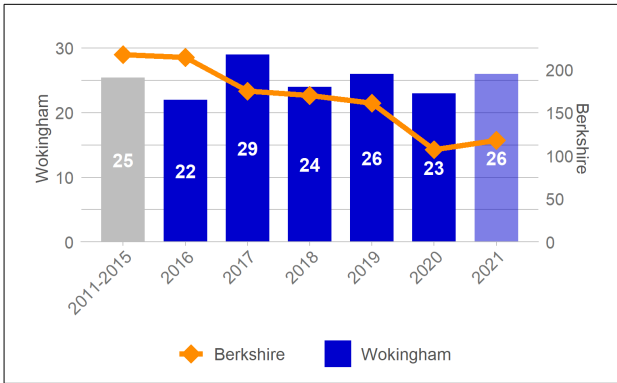
ALL CASUALTIES

There is a general downward trend in casualty numbers across Berkshire over the past decade, and overall there has been a reduction from baseline figures. There was an increase in casualties in Wokingham from 187 in 2020 to 240 in 2021. From the baseline period, casualty numbers have reduced by 33%.



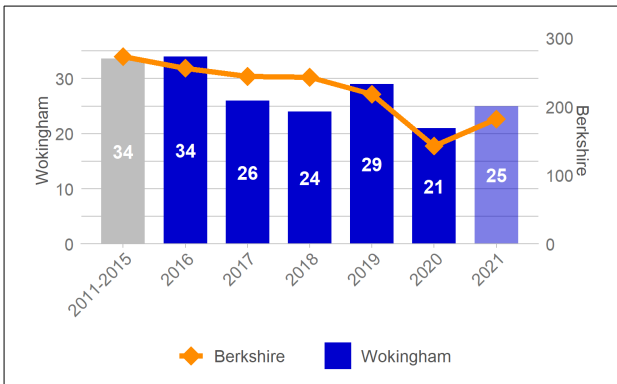
KSI CASUALTIES

Across Berkshire there has been fluctuation in the number of casualties that were killed or seriously injured, but there has been an overall reduction from the baseline. There was an increase in casualties in Wokingham from 30 in 2020 to 36 in 2021. From the baseline period, the number of KSI casualties has reduced by 21% in Wokingham.



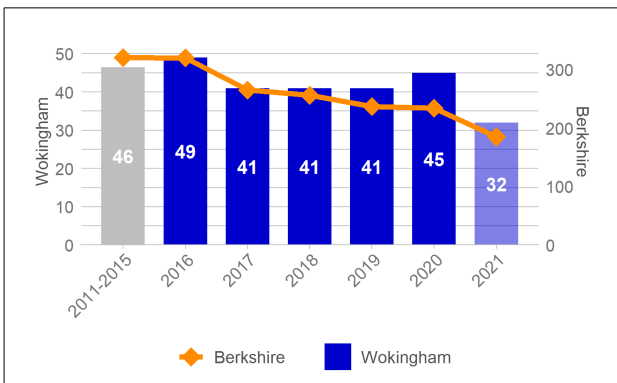
CHILD CASUALTIES

Berkshire’s child casualties have seen a reduction from the baseline period, with a general downward trend over the past decade. In Wokingham there was an increase in the number of child casualties from 23 in 2020 to 26 in 2021. From the baseline period, child casualties have remained relatively similar.



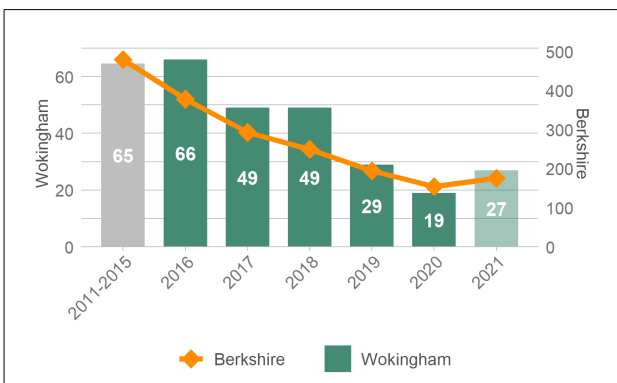
PEDESTRIAN CASUALTIES

In Wokingham there was an increase in the number of pedestrian casualties from 21 in 2020 to 25 in 2021. Pedestrian casualties have reduced by 26% from the baseline. Meanwhile Berkshire’s pedestrian casualties have seen a reduction from the baseline period, with a general downward trend over the past decade.



PEDAL CYCLE USER CASUALTIES

There is a general downward trend in pedal cyclist casualty numbers across Berkshire over the past decade, with an overall reduction from baseline figures. There was a reduction in casualties in Wokingham from 45 in 2020 to 32 in 2021. From the baseline period, casualty numbers for pedal cyclists have reduced by 31%.



YOUNG DRIVER COLLISION INVOLVEMENT

*excludes motorcycle and pedal cycle riders

Berkshire’s young driver collision involvement has seen a considerable reduction from the baseline period, with a general downward trend over the past decade. In Wokingham there was a substantial increase in the number of involved young drivers from 19 in 2020 to 27 in 2021. From the baseline period, young driver collision involvement has reduced by 58%.